



# AHS SECURITY SYSTEMS QUICK REFERENCE INSTRUCTION MANUAL

Zone	Description	Type
1	_____	_____
2	_____	_____
3	_____	_____
4	_____	_____
5	_____	_____
6	_____	_____
7	_____	_____
8	_____	_____



## ARMING & DISARMING

To Arm System in **Stay** mode, press **and hold** the **STAY** button. (motion detector(s) will be bypassed) 

To Arm System in **Away** mode, press **and hold** the **AWAY** button. (motion detector(s) will be on) 

To Disarm System, enter your 4-digit user code.

## MASTER & USER CODES

To Change **Master Code**:

\* 5 (current master code) 4 0 (new master code) #

To Add Additional **User Codes**:

\* 5 (master code) 0 1 (Thru 3 2) (new code) #

You may add up to 32 user codes, but only the master code may enter into programming!

To **Delete** a User Code:

\* 5 (master code) 0 1 (Thru 3 2) \* #

## BYPASSING

To **Bypass** a zone 

Press \* 1 (2-digit zone) # then set alarm.

## TROUBLE

To view **Trouble Condition**, press \* 2 

The small number on top of the screen will correspond with the table below:

- 1 Service Required -call AHS (usually a low battery. Recommend replacement every 3 to 5 years.)
- 2 Loss of AC power (possibly due to power outage, breaker tripped or transformer unplugged)
- 3 Telephone Line Trouble
- 4 Panel has failed to communicate with the Central Station
- 5 Zone Fault
- 6 Zone Tamper
- 7 Low Zone Battery (for wireless products only!), press 7 to view which wireless zone needs battery replaced.
- 8 Loss of time on system clock

## MEMORY

To **View Memory**, press \* 3 

The zone that tripped the alarm will be displayed.


To **Clear Memory**, arm your system.

## OPEN ZONES

Press the < > keys to view "open" zones.

Close all zones to get green system "Ready" light.

(see zone listing above)

Now you can arm the system. 

## SETTING THE CLOCK

To **Set the Clock**:

(24-hour format)

\* 6 (master code) 1 H H : M M

then

M M / D D / Y Y #

## CENTRAL STATION MONITORING

If alarm sounds, enter your code to turn off alarm.

If your system is monitored, please alert the central station to any false alarms.

**Crime Alert Central Station: 1-800-367-1091**



**Arvin Home Systems**

334-A North Main Street

Manteca, California 95336

(209) 823-3565

[www.arvinhomesystems.com](http://www.arvinhomesystems.com)